



30 April 2024

Share Price Data (as of 29 April, 2024)

Ticker @IDX	DOID
Last Price (Rp)	498
Outstanding Shares (mn)	7,931
Market Capitalization (Rp bn)	3,950
Market Capitalization (USD mn) ¹	243

¹ based on 16,249/USD exchange rate

Shareholder Structure

Northstar Tambang Persada Ltd	37.9%
Public	54.1%
Treasury shares	8.0%

Contact Us

Investor Relations Department

irteam@deltadunia.com

PT Delta Dunia Makmur Tbk.

South Quarter Tower A, Penthouse Floor
Jl. R.A Kartini Kav.8 Cilandak Barat

Jakarta 12430 – Indonesia

Phone: +62 21 30432080

Fax: +62 21 30432081

www.deltadunia.com

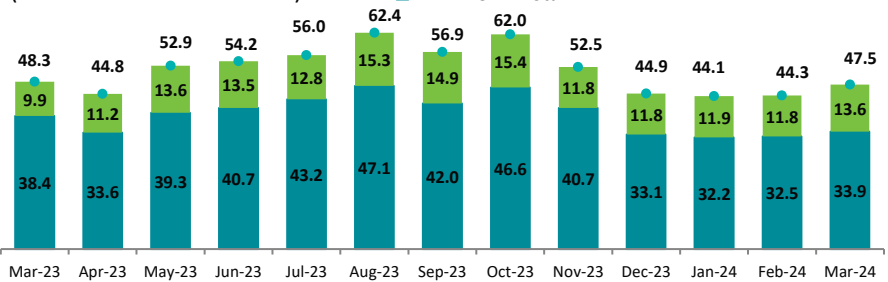
Notes

- Shares outstanding as of 29 April 2024. As of 29 April 2024, DOID had purchased 52.4mn shares through the buyback program.
- Treasury shares have been distributed to Long Term Share Program to employees (part of public portion) equivalent to 7.5%.

Jakarta – PT Delta Dunia Makmur Tbk. (“DOID” or the “Company”) presents the monthly production report of its primary and wholly-owned subsidiary, PT Bukit Makmur Mandiri Utama (“BUMA”), for March 2024.

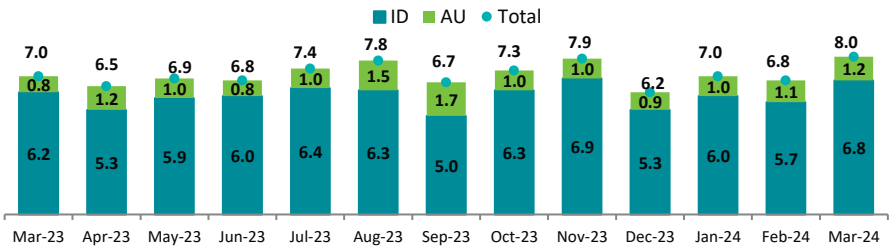
MONTHLY OVERBURDEN REMOVAL

(million bank cubic meters)



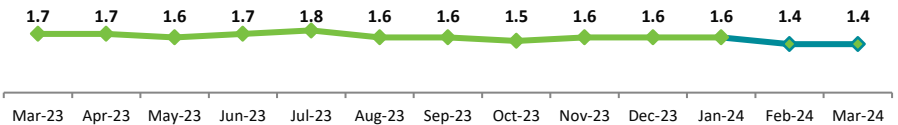
MONTHLY COAL PRODUCTION

(million tonnes)



MONTHLY COAL HAULING

(million tonnes)



PRODUCTION HIGHLIGHTS

As of March, BUMA’s year-to-date production figures were as follows:

- Overburden removal amounted to 135.9 million bcm, marking an increase of 1% YoY.
- Coal amounted to 21.8 million tonnes, also showing a 1% increase YoY.

For the month, BUMA recorded 47.5 million bcm of overburden removal (OB) and 8.0 million tonnes of coal, reflecting a slight decrease of 2% and an increase of 13% YoY for overburden removal and coal, respectively.

- In Australia, volumes continue to grow strongly, with an increase of 38% and 41% YoY for OB and coal, respectively
- In Indonesia, OB volume witnessed a 12% YoY decrease, attributable to a 2.5 times increase in rainfall hours at two of our sites and a change in the 2024 mine plan for one of our customers, compared to the preceding year. We believe the company can still achieve the targeted annual 2024 OB production. Coal volume experienced an increase of 9% YoY.

The Company remains committed to enhancing cash flow generation and prioritizing higher-quality customer contracts. BUMA continues to deliver operational excellence, optimize existing assets and efficiently manage costs.