



17 December 2018

Share Price Data (as of December 14, 2018)

Ticker @IDX	DOID
Last Price (Rp)	575
Outstanding Shares (mn)	8,612
Market Capitalization (Rp bn)	4,952
Market Capitalization (USD mn) ¹	341

¹ based on Rp14,538/USD exchange rate

Shareholder Structure

Northstar Tambang Persada Ltd	37.9%
Public	62.1%

Contact Us

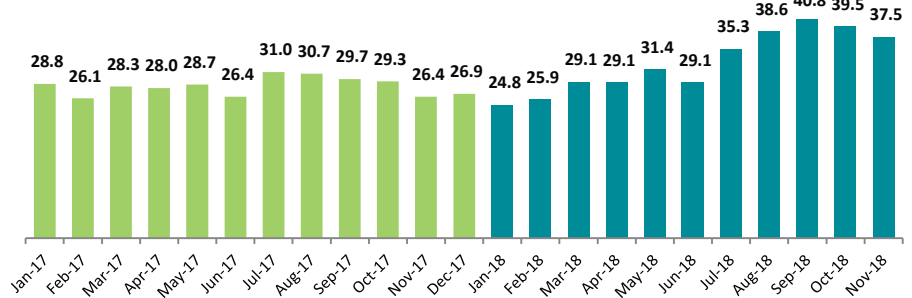
Investor Relations Department
ir@deltadunia.com

PT Delta Dunia Makmur Tbk.

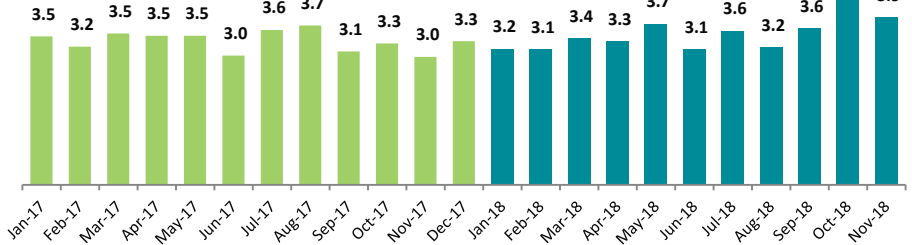
Pacific Century Place 38/F, SCBD Lot 10
 Jl. Jend. Sudirman Kav. 52-53
 Jakarta 12190 – Indonesia
 Phone: +62 21 2902 1352
 Fax: +62 21 2902 1353
www.deltadunia.com

Jakarta – PT Delta Dunia Makmur Tbk. (“DOID” or the “Company”) presents the monthly production report of its primary and wholly-owned subsidiary, PT Bukit Makmur Mandiri Utama (“BUMA”), for the month of November 2018.

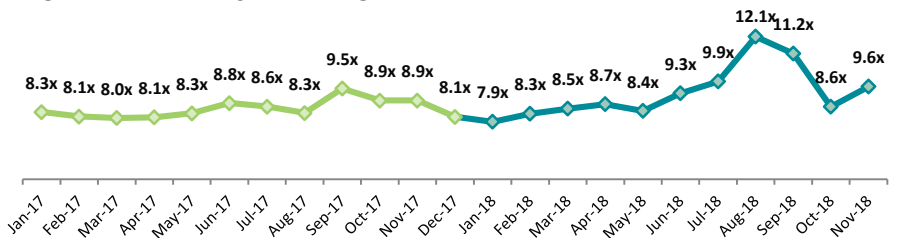
MONTHLY OVERBURDEN REMOVAL
 (million bank cubic meters)



MONTHLY COAL PRODUCTION
 (million tonnes)



MONTHLY IMPLIED STRIP RATIO



PRODUCTION HIGHLIGHTS

- BUMA recorded 37.5 million bcm of overburden removal and 3.9 million tonnes of coal in November 2018. November 2018 volume decline was attributed to higher rain hours in a few sites. Coal production is at a normalized level with a strip ratio of 9.6x in November.
- Year-to-date, BUMA recorded 361.1 million bcm of overburden removal and 38.8 million tonnes of coal. YTD overburden removal volume is 15% higher YoY.
- Assuming weather remains supportive, BUMA remains on track with its 2018 target volume.