



20 September 2023

Share Price Data (as of 19 September, 2023)

Ticker @IDX	DOID
Last Price (Rp)	424
Outstanding Shares (mn)	7,363
Market Capitalization (Rp bn)	3,122
Market Capitalization (USD mn) ¹	203

¹ based on 15,381/USD exchange rate

Shareholder Structure

Northstar Tambang Persada Ltd	37.9%
Public	47.2%
Treasury shares	14.9%

Contact Us

Investor Relations Department

irteam@deltadunia.com

PT Delta Dunia Makmur Tbk.

South Quarter Tower A, Penthouse Floor
Jl. R.A Kartini Kav.8 Cilandak Barat

Jakarta 12430 – Indonesia

Phone: +62 21 30432080

Fax: +62 21 30432081

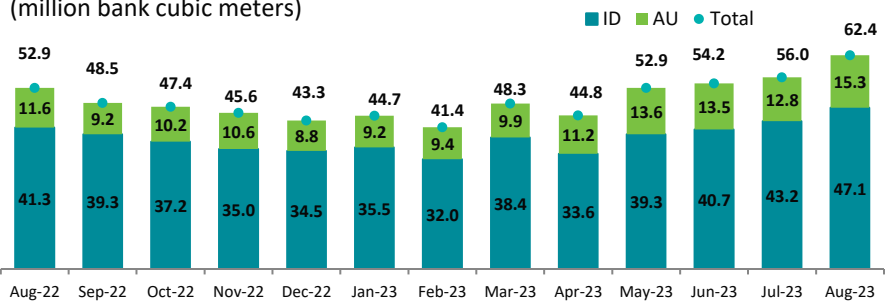
www.deltadunia.com

Notes

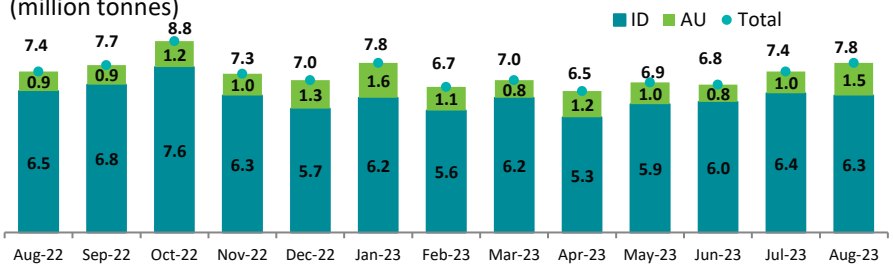
1) Shares outstanding as of 4 August 2023. As of 4 August 2023 DOID had purchased 1.285mn shares through the buyback program; which has ended as per compliance with OJK regulation.

Jakarta – PT Delta Dunia Makmur Tbk. (“DOID” or the “Company”) presents the monthly production report of its primary and wholly-owned subsidiary, PT Bukit Makmur Mandiri Utama (“BUMA”), for August 2023.

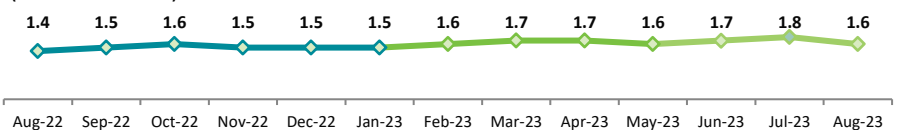
MONTHLY OVERBURDEN REMOVAL (million bank cubic meters)



MONTHLY COAL PRODUCTION (million tonnes)



MONTHLY COAL HAULING (million tonnes)



PRODUCTION HIGHLIGHTS

BUMA recorded 62.4 million bcm of overburden removal and 7.8 million tonnes of coal in August 2023. This is a 18% YoY increase for overburden removal and 6% YoY for coal from August 2022. August overburden removal volume is the highest monthly overburden ever achieved by the Company, superseding the previous record set in June and July.

- Total monthly volume was supported by strong growth in Australia, a 32% YoY jump in August 2023 which includes volume ramp up from new contracts.
- Indonesia overburden removal increases by 14% YoY in August as weather continue to support. All sites delivered growth YoY. Coal decline slightly by 3% YoY due to the change in customer’s mine plan and site portfolio mix. We expect wet season to start in September 2023 onwards.
- Year-to-date:
 - Overburden removal amounted to 404.7 million bcm, a 12 % increase YoY.
 - Coal amounted to 56.9 million tonnes, a 2% increase YoY.