



17 January 2019

Share Price Data (as of January 16, 2019)

Ticker @IDX	DOID
Last Price (Rp)	615
Outstanding Shares (mn)	8,612
Market Capitalization (Rp bn)	5,296
Market Capitalization (USD mn) ¹	374

¹ based on 14, 154/USD exchange rate

Shareholder Structure

Northstar Tambang Persada Ltd	37.9%
Public	62.1%

Contact Us

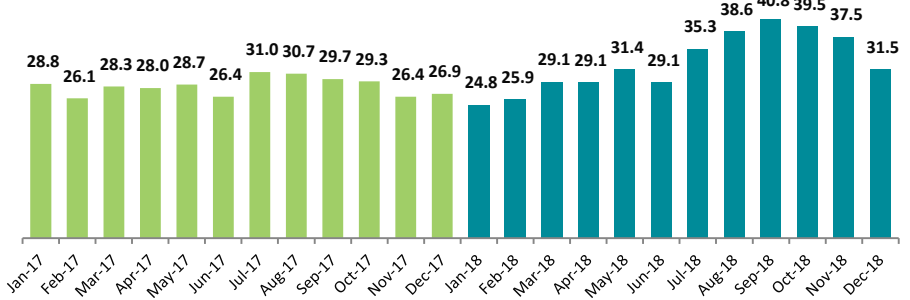
Investor Relations Department
ir@deltadunia.com

PT Delta Dunia Makmur Tbk.

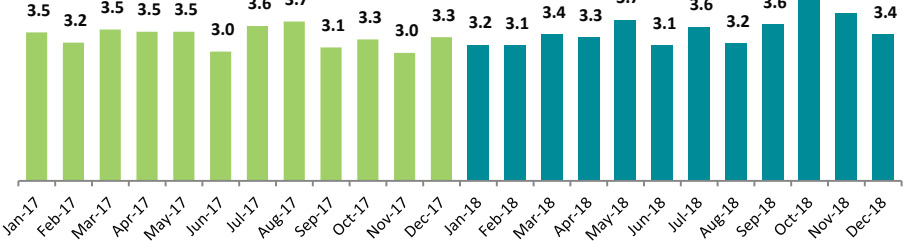
Pacific Century Place 38/F, SCBD Lot 10
 Jl. Jend. Sudirman Kav. 52-53
 Jakarta 12190 – Indonesia
 Phone: +62 21 2902 1352
 Fax: +62 21 2902 1353
www.deltadunia.com

Jakarta – PT Delta Dunia Makmur Tbk. (“DOID” or the “Company”) presents the monthly production report of its primary and wholly-owned subsidiary, PT Bukit Makmur Mandiri Utama (“BUMA”), for the month of December 2018.

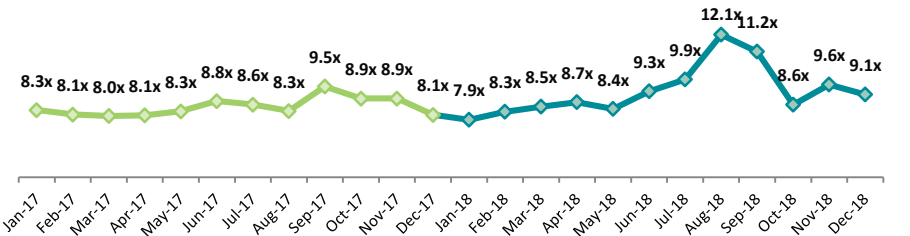
MONTHLY OVERBURDEN REMOVAL
 (million bank cubic meters)



MONTHLY COAL PRODUCTION
 (million tonnes)



MONTHLY IMPLIED STRIP RATIO



PRODUCTION HIGHLIGHTS

- BUMA recorded 31.5 million bcm of overburden removal and 3.4 million tonnes of coal in December 2018. Coal production is at a normalized level with a strip ratio of 9.1x in December.
- In 4Q18, BUMA recorded 108.5 million bcm of overburden which implies a 31.4% increase compared to 4Q17 of 82.6 million bcm, even with the higher rainfall during December 2018.
- FY2018, BUMA recorded 392.5 million bcm of overburden removal and 42.3 million tonnes of coal. YTD overburden removal volume is 15.4% higher YoY.